



*Jordan fishwick*

39 Manor Drive, Chorlton, M21 7QG

Guide Price £400,000



## 39 Manor Drive, Chorlton, Chorlton, M21 7QG

Guide Price £400,000




### The Property

\*\*\*NO CHAIN\*\*\* This property is for sale by Modern Method of Auction powered by iamsold LTD - Starting Bid £425,000 + Reservation Fee. A superbly presented and well appointed THREE BEDROOM SEMI DETACHED 1920S PROPERTY, located on a TREE LINED AND HIGHLY REGARDED ROAD, ideally placed for both Chorlton and Didsbury Village Centres. This delightful property, benefitting from a LARGE DRIVEWAY, providing parking for multiple vehicles, as well as a SOUTH FACING REAR GARDEN will prove an ideal family home and provides significant SCOPE TO EXTEND (STPP). The property further benefits from a RECENTLY REFITTED KITCHEN AND BATHROOM as well as having had MANY ORIGINAL FEATURES retained. The accommodation briefly comprises: covered porch, spacious entrance hallway, lounge with large bay window, large dining room with patio doors opening to the well maintained rear garden, recently fitted kitchen with navy shaker style units and integrated appliances. To the first floor are three double bedrooms, each benefitting from full height wardrobes, and bathroom, fitted with a modern three piece suite. To the front of the property is a large garden, mainly laid to lawn with hedgerow borders and a block paved driveway, extending to the side of the property leading to the DETACHED GARAGE. To the rear, a superb garden which enjoys a SOUTH FACING aspect and is mainly laid to lawn with large, mature flower beds and a stone flagged patio. Both double glazing and gas central heating have been installed throughout and an internal viewing of this fine home is most highly recommended.

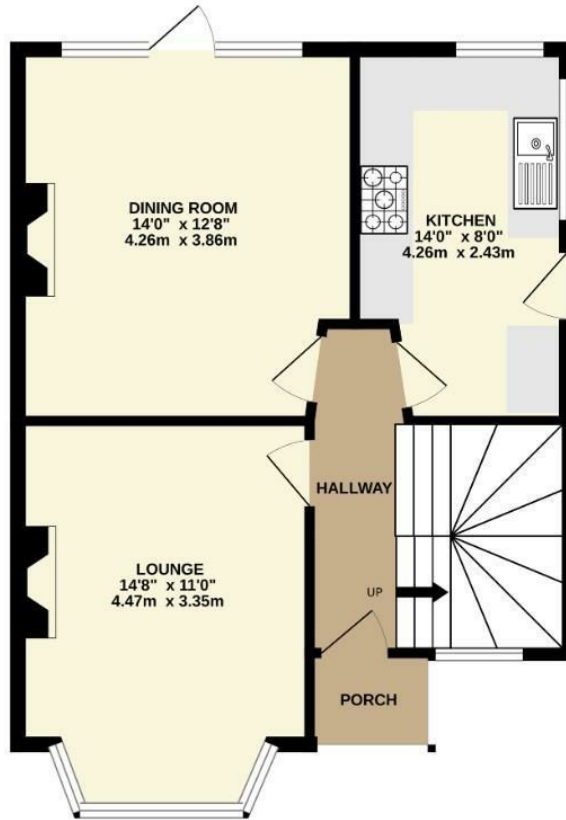
- For Sale by Modern Auction
- Subject to Reserve Price & Reservation Fee
- Superbly presented semi detached 1920s property
- Three bedrooms and two spacious reception rooms
- Recently refitted kitchen and bathroom
- Large driveway and detached garage
- South facing rear garden
- Significant scope to extend (subject to planning permission)
- Highly regarded tree lined road
- Well placed for both Chorlton and Didsbury Village centres



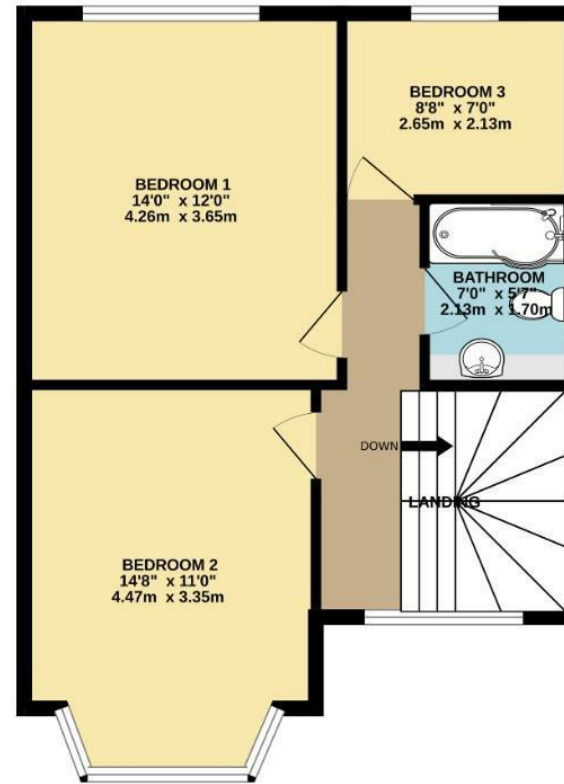
Energy Efficiency Rating		
	Current	Potential
Very energy efficient - lower running costs		
(92 plus) <b>A</b>		
(81-91) <b>B</b>		<b>82</b>
(69-80) <b>C</b>	<b>69</b>	
(55-68) <b>D</b>		
(39-54) <b>E</b>		
(21-38) <b>F</b>		
(1-20) <b>G</b>		
Not energy efficient - higher running costs		
<b>England &amp; Wales</b>	EU Directive 2002/91/EC 	



GROUND FLOOR  
540 sq.ft. (50.2 sq.m.) approx.



1ST FLOOR  
525 sq.ft. (48.8 sq.m.) approx.



TOTAL FLOOR AREA : 1065 sq.ft. (99.0 sq.m.) approx.

Whilst every attempt has been made to ensure the accuracy of the floorplan contained here, measurements of doors, windows, rooms and any other items are approximate and no responsibility is taken for any error, omission or mis-statement. This plan is for illustrative purposes only and should be used as such by any prospective purchaser. The services, systems and appliances shown have not been tested and no guarantee as to their operability or efficiency can be given.  
Made with Metropix ©2023



These particulars are believed to be accurate but they are not guaranteed and do not form a contract. Neither Jordan Fishwick nor the vendor or lessor accept any responsibility in respect of these particulars, which are not intended to be statements or representations of fact and any intending purchaser or lessee must satisfy himself by inspection or otherwise as to the correctness of each of the statements contained in these particulars. Any floorplans on this brochure are for illustrative purposes only and are not necessarily to scale.

Offices at: Chorlton, Didsbury, Disley, Hale, Glossop, Macclesfield, Manchester Deansgate, Manchester Whitworth Street, New Mills, Sale, Wilmslow and Withington